



EARLYBIRD DECEMBER 2017

Monthly performance indicators for retirement fund investors also available at www.rfsol.com.na.

This short newsletter is intended to give investors early indicators of performances of retirement fund portfolios.

Comments and suggestions are welcome.

The information provided in the graphs below is obtained from the Sharenet website. Note that information in respect of certain Namibian unit trusts is currently not updated by Sharenet.

Note: Unit trust performances are derived at by simply dividing closing unit price by opening unit price. Because there are different methods for calculating unit prices performance in some cases excludes dividend distributions and in others include dividend distributions.

To that extent year to date returns are distorted in those cases where the unit price does not include dividends. Over shorter periods, dividend distributions can have a significant impact on year-to-date returns, more specifically in case of high income funds.

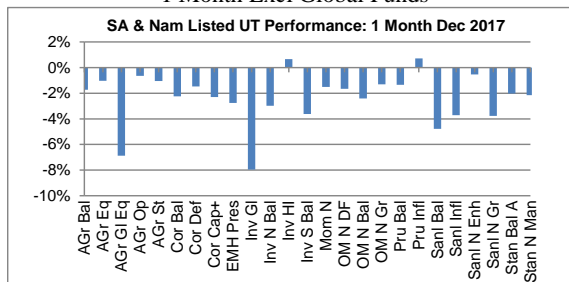
Portf Abbrev

AGr Bal
AGr Eq
AGr Op
AGr St
Cor Bal
Cor Def
Cor Cap+
EMH Pres
Inv N Bal
Inv HI
Mom N
OM N DF
OM N Bal
OM N Gr
Pru Bal
Pru Infl
San Act
Sanl Bal
Sanl Infl
Sanl N Enh
Sanl N GR
Stan Bal A
Stan Man
Stan N Man

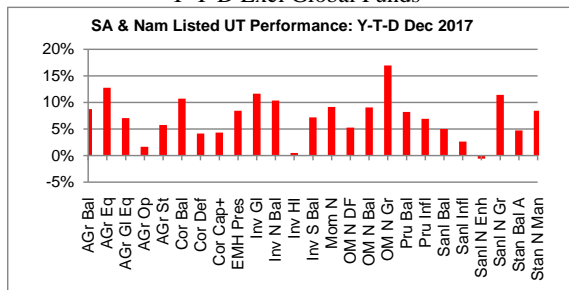
Portfolio Name

ALLAN GRAY BALANCED (SA)
ALLAN GRAY EQUITY FUND (SA)
ALLAN GRAY OPTIMAL FUND (SA)
ALLAN GRAY STABLE FUND (SA)
CORONATION BALANCED (SA)
CORONATION DEFENSIVE A
CORONATION CAPITAL PLUS(SA)
EMH PRESCIENT BALANCED ABSOLUTE FUND
INVESTEC MANAGED NAMIBIA
INVESTEC NAMIBIA HIGH INCOME
MOMENTUM NAM MANAGED
OLD MUTUAL DYNAMIC FLOOR FUND
OLD MUTUAL NAMIBIA MANAGED
OLD MUTUAL NAMIBIA GROWTH
PRUDENTIAL BALANCED FUND A (SA)
PRUDENTIAL INFLATION PLUS FUND (SA)
SANLAM ACTIVE
SANLAM BALANCED R (SA)
SANLAM INFLATION LINK
SANLAM NAMIB ENHANCED
SANLAM NAMIBIA GROWTH
STANLIB BALANCED FUND A
STANLIB MANAGED FLEXIBLE
STANDARD BANK NAMIBIA MANAGED

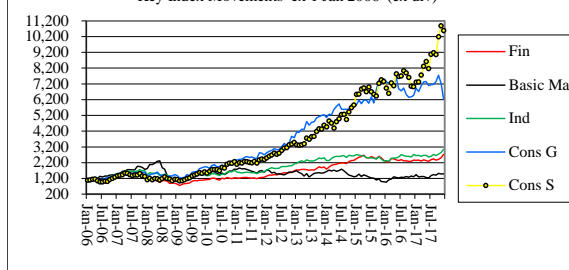
1 Month Excl Global Funds



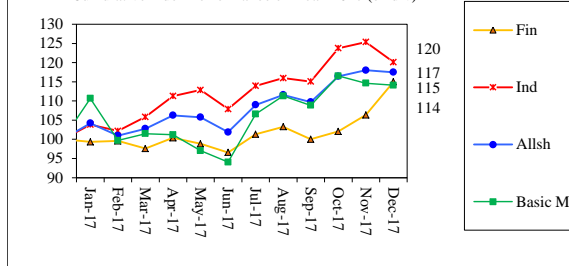
Y-T-D Excl Global Funds



Key Index Movements ex 1 Jan 2006 (ex div)



Cumulative Index Performance ex 1 Jan 2017 (ex div)

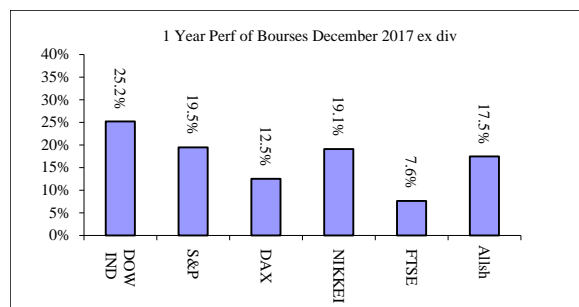
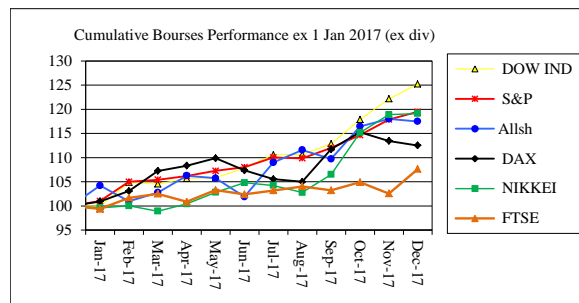
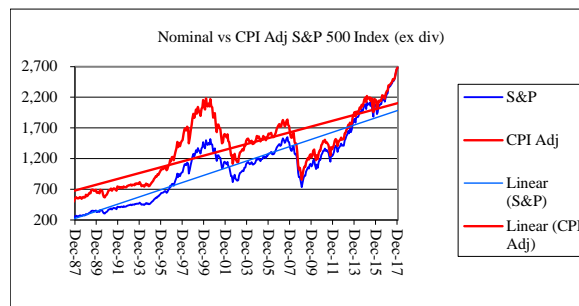
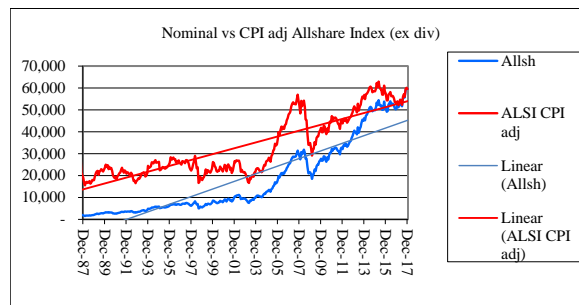




Benchmark Retirement Fund

EARLYBIRD DECEMBER 2017

Monthly performance indicators for retirement fund investors also available at www.rfsol.com.na.



Important notice and disclaimer

Whilst we have taken all reasonable measures to ensure that the results reflected herein are correct, Benchmark Retirement Fund and Retirement Fund Solutions Namibia (Pty) Ltd do not accept any liability for the accuracy of the information and no decision should be taken on the basis of the information contained herein before having confirmed the detail with the relevant portfolio manager. The views expressed herein are those of the author and not necessarily those of Benchmark Retirement Fund or Retirement Fund Solutions.

