



## EARLYBIRD AUGUST 2018

Monthly performance indicators for retirement fund investors also available at [www.rfsol.com.na](http://www.rfsol.com.na).

This short newsletter is intended to give investors early indicators of performances of retirement fund portfolios.

Comments and suggestions are welcome.

The information provided in the graphs below is obtained from the Sharenet website. Note that information in respect of certain Namibian unit trusts is currently not updated by Sharenet.

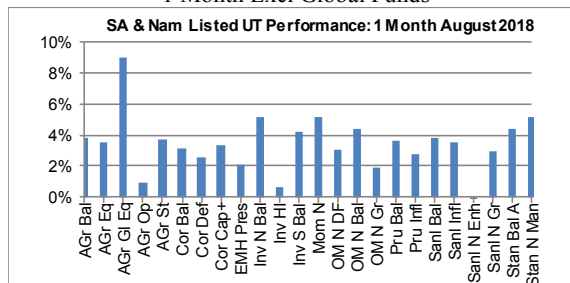
**Note:** Unit trust performances are derived at by simply dividing closing unit price by opening unit price. Because there are different methods for calculating unit prices performance in some cases excludes dividend distributions and in others include dividend distributions.

To that extent year to date returns are distorted in those cases where the unit price does not include dividends. Over shorter periods, dividend distributions can have a significant impact on year-to-date returns, more specifically in case of high income funds.

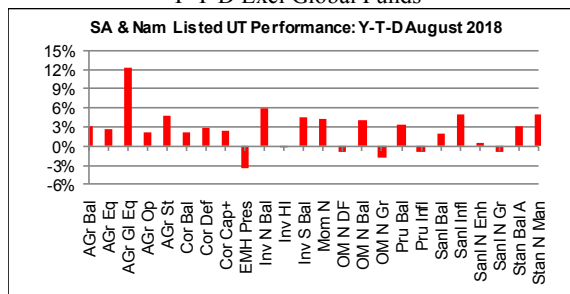
### Portf Abbrev

Portf Abbrev	Portfolio Name
AGr Bal	ALLAN GRAY BALANCED (SA)
AGr Eq	ALLAN GRAY EQUITY FUND (SA)
AGr Op	ALLAN GRAY OPTIMAL FUND (SA)
AGr St	ALLAN GRAY STABLE FUND (SA)
Cor Bal	CORONATION BALANCED (SA)
Cor Def	CORONATION DEFENSIVE A
Cor Cap+	CORONATION CAPITAL PLUS(SA)
EMH Pres	EMH PRESCIENT BALANCED ABSOLUTE FUND
Inv N Bal	INVESTEC MANAGED NAMIBIA
Inv HI	INVESTEC NAMIBIA HIGH INCOME
Mom N	MOMENTUM NAM MANAGED
OM N DF	OLD MUTUAL DYNAMIC FLOOR FUND
OM N Bal	OLD MUTUAL NAMIBIA MANAGED
OM N Gr	OLD MUTUAL NAMIBIA GROWTH
Pru Bal	PRUDENTIAL BALANCED FUND A (SA)
Pru Infl	PRUDENTIAL INFLATION PLUS FUND (SA)
San Act	SANLAM ACTIVE
Sanl Bal	SANLAM BALANCED R (SA)
Sanl Infl	SANLAM INFLATION LINK
Sanl N Enh	SANLAM NAMIB ENHANCED
Sanl N GR	SANLAM NAMIBIA GROWTH
Stan Bal A	STANLIB BALANCED FUND A
Stan Man	STANLIB MANAGED FLEXIBLE
Stan N Man	STANDARD BANK NAMIBIA MANAGED

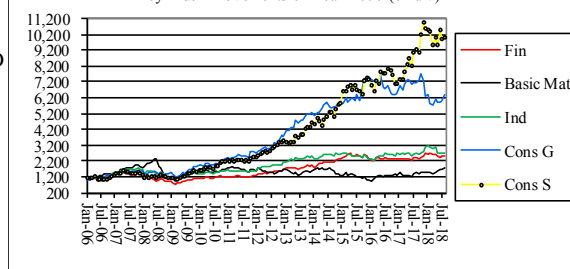
### 1 Month Excl Global Funds



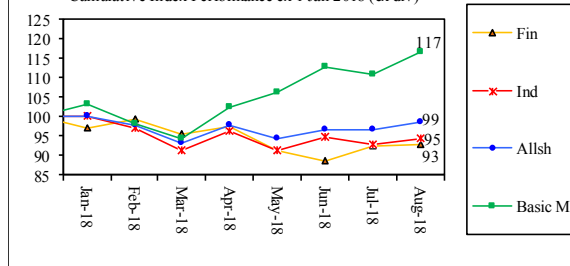
### Y-T-D Excl Global Funds



### Key Index Movements ex 1 Jan 2006 (ex div)

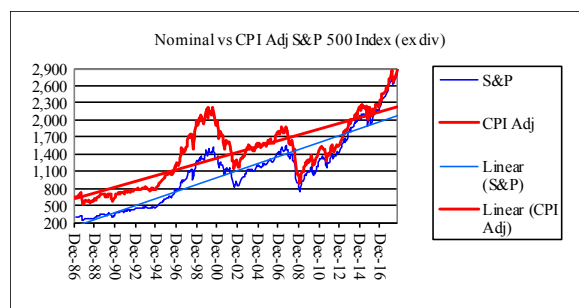
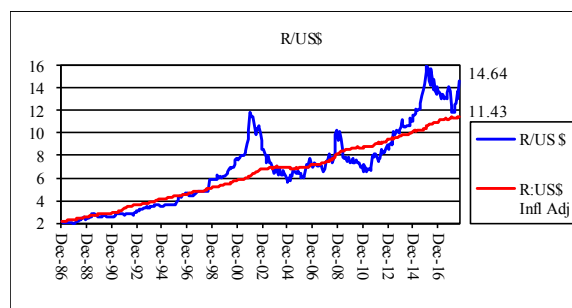
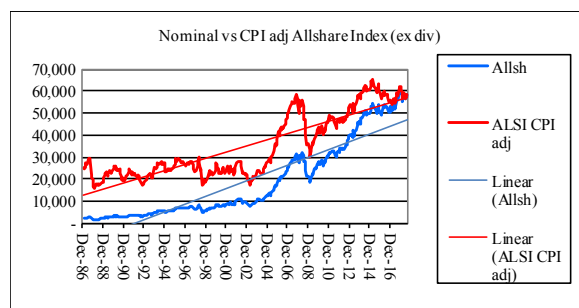


### Cumulative Index Performance ex 1 Jan 2018 (ex div)



## EARLYBIRD AUGUST 2018

Monthly performance indicators for retirement fund investors also available at [www.rfsol.com.na](http://www.rfsol.com.na).



### Important notice and disclaimer

Whilst we have taken all reasonable measures to ensure that the results reflected herein are correct, Benchmark Retirement Fund and Retirement Fund Solutions Namibia (Pty) Ltd do not accept any liability for the accuracy of the information and no decision should be taken on the basis of the information contained herein before having confirmed the detail with the relevant portfolio manager. The views expressed herein are those of the author and not necessarily those of Benchmark Retirement Fund or Retirement Fund Solutions.

